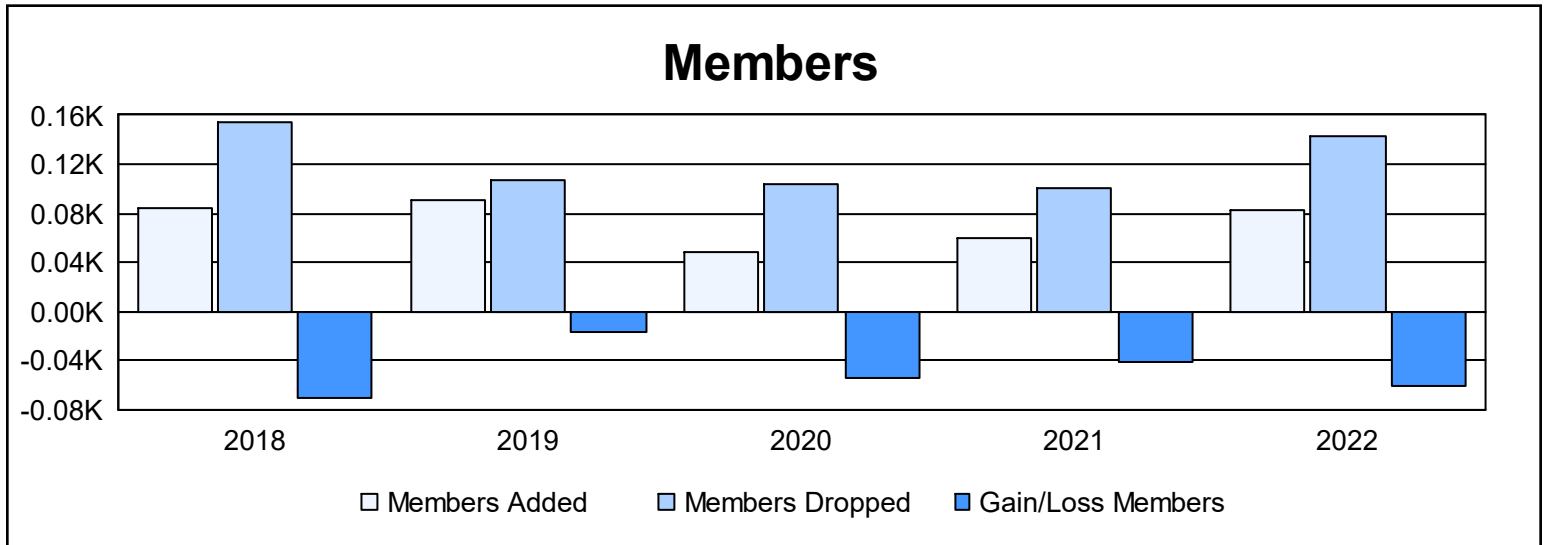
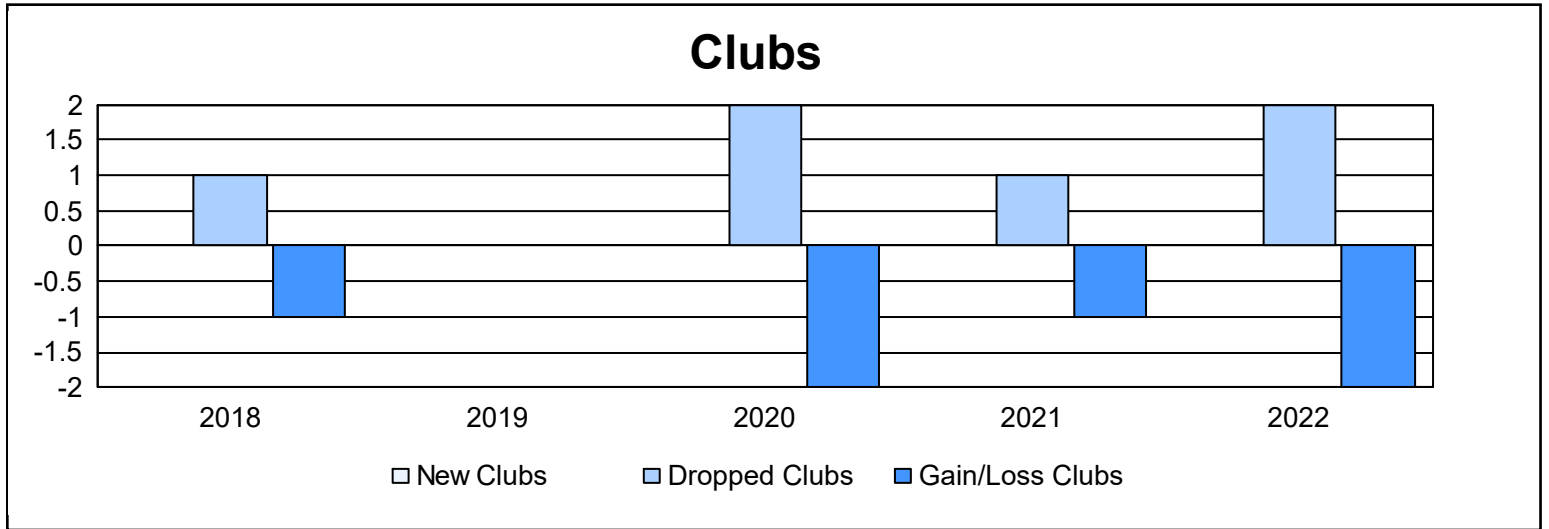
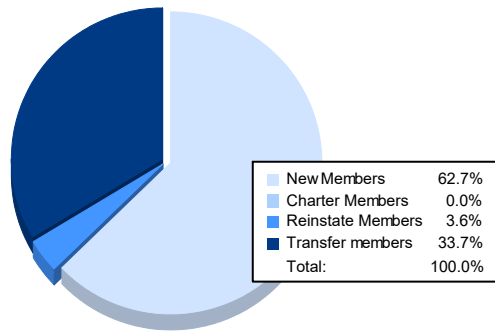


Year	New Clubs	Dropped Clubs	Gain/ Loss Clubs	New Members	Charter Members	Reinstate Members	Transfer Members	Total Member Added	Total Members Dropped	Gain/ Loss Members
2017-2018	0	1	-1	74	1	6	3	84	154	-70
2018-2019	0	0	0	74	1	11	5	91	107	-16
2019-2020	0	2	-2	42	0	3	3	48	103	-55
2020-2021	0	1	-1	54	0	6	0	60	101	-41
2021-2022	0	2	-2	52	0	3	28	83	143	-60
<b>Average</b>	<b>0</b>	<b>1</b>	<b>-1</b>	<b>59</b>	<b>0</b>	<b>6</b>	<b>8</b>	<b>73</b>	<b>122</b>	<b>-48</b>



### Membership Composition June 2022 Cumulative



### Gender Composition June 2022 Cumulative

